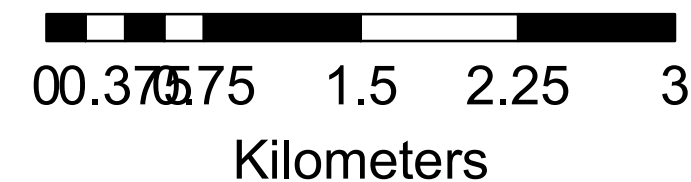
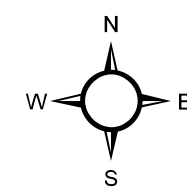


DISTRICT : GURDASPUR

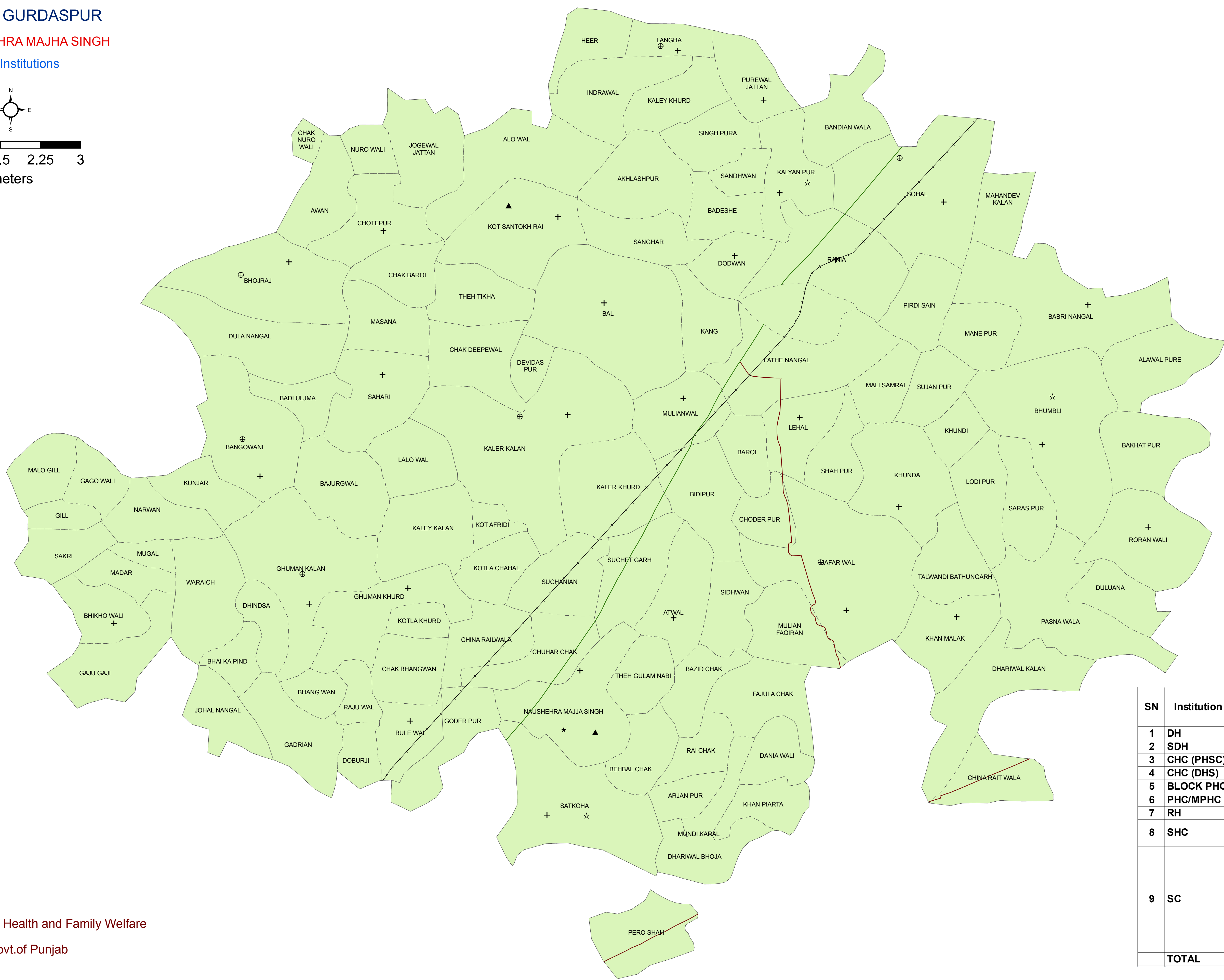
BLOCK : NAUSHRA MAJHA SINGH

Health Institutions



Legend

- District Hospital
- Sub Divisional Hospital
- ▲ Community Health Cnte(PHSC)
- ▲ Community Health Cnte(DHS)
- ★ Block Primary Health Centre
- ☆ Primary Health Centre
- * Rural Hospital
- ⊕ Subsidiary Health Centre
- + Sub Centre
- Village Boundary
- +— Railway Line
- DISTRICT ROAD
- NATIONAL HIGHWAY



| SN | Institution | Count of Institutions | Name of Institutions |
|----|--------------|-----------------------|--|
| 1 | DH | 0 | |
| 2 | SDH | 0 | |
| 3 | CHC (PHSC) | 2 | 1. Naushehra Majha Singh, 2. Kot Santokh Rai |
| 4 | CHC (DHS) | 0 | |
| 5 | BLOCK PHC | 1 | 1. Naushehra Majha Singh |
| 6 | PHC/MPHC | 3 | 1. Bhumpli 2. Kalayanpur, 3. Satkoha |
| 7 | RH | 0 | |
| 8 | SHC | 7 | 1. Jafarwal, 2. Bhojraj, 3. Bangowani, 4.Kaler Kalan, 5. Ghuman Kalan, 6.Sohal, 7. Langah |
| 9 | SC | 28 | 1. Sahari, 2. Bhikhowali, 3. Purowal Jattan, 4. Bal, 5. Bangowani, 6. Rania, 7. Babri Nangal, 8. Ghuman Kalan, 9. Chotepur, 10. Langah, 11. Khan Malak, 12. Lehal, 13. Bhojraj, 14. Kaler Kalan, 15. Roranwali, 16. Bhumpli, 17. Dodwan, 18. Sohail, 19. Satkoha, 20. Khunda, 21. Bulewal, 22. Kot Santokh Rai, 23. Mulianwal, 24. Atwal, 25. Jafarwal, 26. Ghuman Khurd, 27. Kalyanpur, 28. Naushehra Majha Singh |
| | TOTAL | 41 | |